



Ted Stevens Anchorage International Airport

"AeroNexus"

Aviation

is more important in Alaska than perhaps anywhere else in the United States. Ted Stevens Anchorage International Airport (ANC) and the adjacent Lake Hood Seaplane Base (LHD) play a vital part in the state's economy. ANC serves as a gateway to tourism throughout the rural regions of the state. In fact, ANC is ranked number three among U.S. airports for retail and concessions sales per passenger.


Employment

ANC is the largest airport in Alaska and the majority of the state's aviation-related economic activity is focused there. In 2017, ANC provided more than **22,000** jobs, about **1 in 10 jobs in Anchorage**. There were more than **15,000** on-site jobs related to activities such as airlines, fueling, maintenance, retail, concessions and airport staff. More than **6,000** off-site jobs can be related to capital expenditures like hangar improvements, or employee household spending.

Only about **1,200** of the on-site jobs are related to the management, operation, and maintenance of the airport facility. The majority are associated with leaseholders that operate at the airport. These firms include passenger and cargo carriers, fueling and maintenance companies, retailers, and concessions. On-site employment also includes entities like car rental agencies and bus tour operators which are at the airport but not inside the terminal.

ANC serves as an important refueling stop for cargo movement between Asia and North America and is an international cargo hub for UPS and Federal Express.

LHD is the busiest seaplane base in the world, with 800 private general aviation tie downs. Several air taxi companies based at LHD provide commercial flight services for tourism, fishing and hunting.



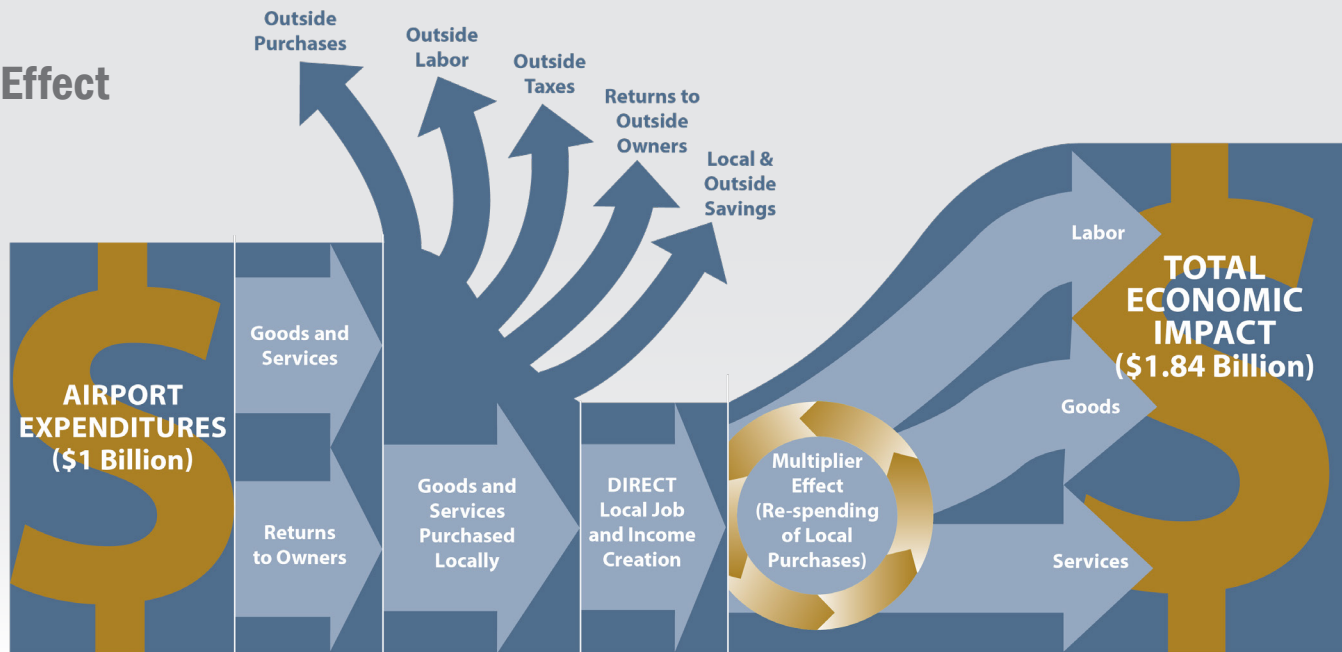
Source: Northern Economics Survey 2018

ANC's Economic Contributions

In total, ANC contributed **\$1.84 billion** in economic benefit to the community; \$1 billion in direct spending and **\$840 million** from multiplier effects, where employee wages spent throughout the economy generate additional

jobs and economic activity. The multiplier effects are an estimate of how many times a dollar is re-spent in, or “ripples through”, a community (or a larger economic region).

Multiplier Effect



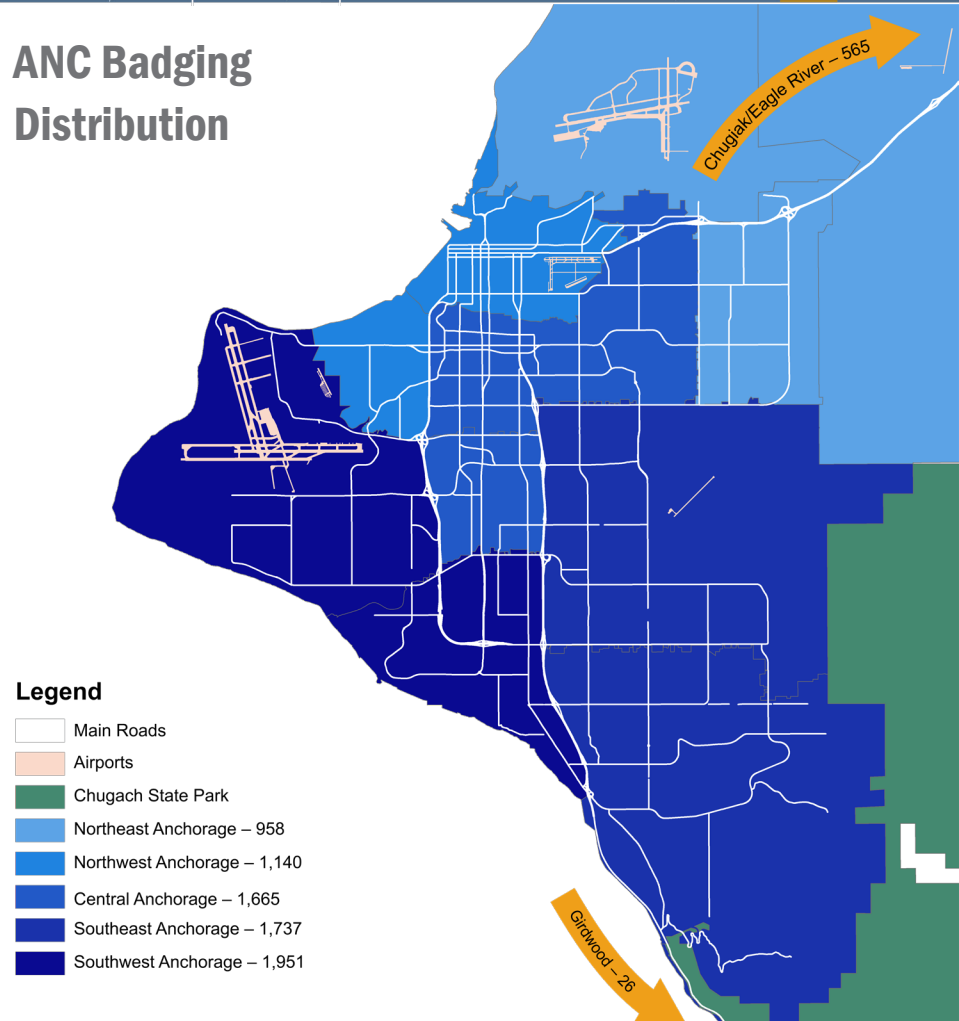
Where ANC Employees Live and Work

Most of the people who work at ANC live in the local area. Of the nearly **9,500** badged employees, **85 percent** live in the Municipality of Anchorage. Another **11 percent** live in other parts of Alaska, but primarily in the nearby Matanuska-Susitna Borough.



Badged employees work in secure areas of the airport and include many occupations such as customer service agents, retailers, ground crew, housekeeping, and food service.

ANC Badging Distribution

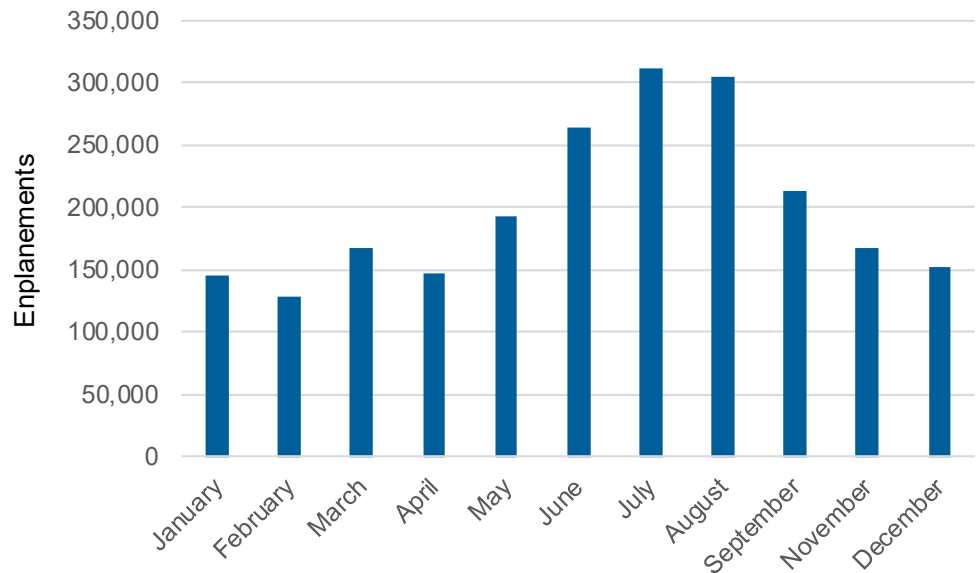


ANC: Tourism Gateway

ANC serves as a gateway to tourism throughout the state. Recently, there has been an increase in tourism from cruise ships visiting Alaska. Cruise vacations typically involve marine travel for one-half of the journey and air travel for the other half, so most cruise visitors pass through ANC on their way to or from Alaska. According to the Airport Revenue News, this contributes to ANC being ranked number three among US airports for retail and concessions sales per passenger.

Peak passenger activity at ANC occurs during the summer months of June, July, and August when most travelers prefer to visit.

ANC Passenger Enplanements, 2010–2017 Average

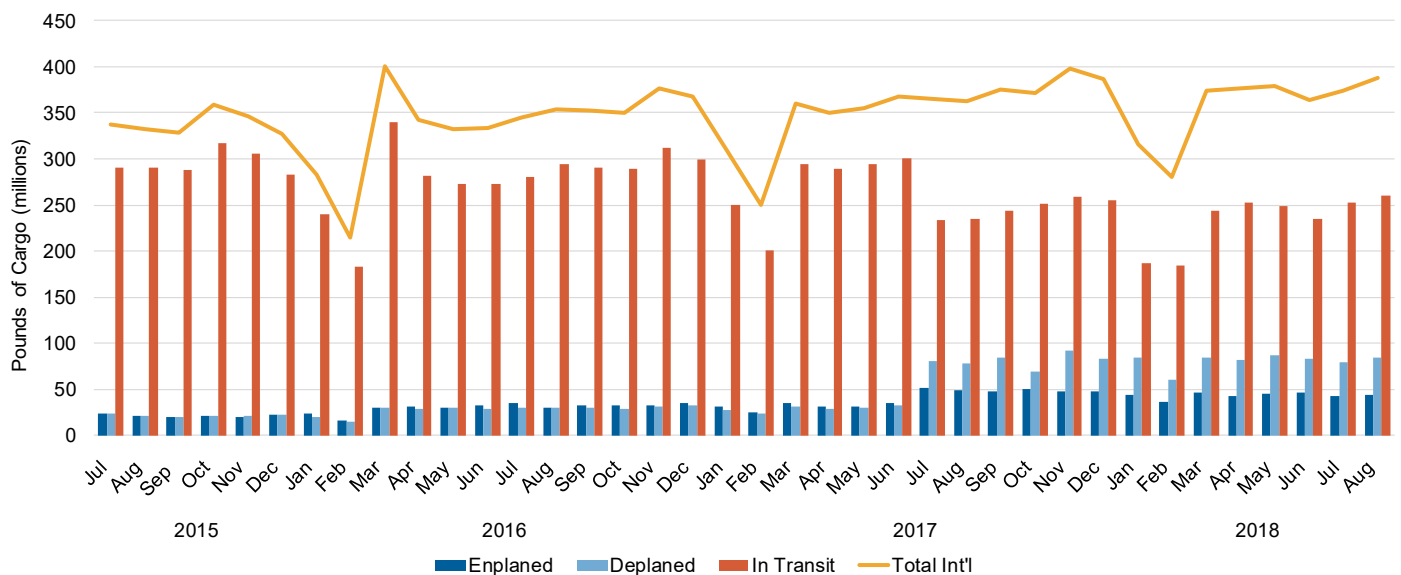


Source: Bureau of Transportation Statistics 2018

International Cargo

The figure below shows monthly international cargo weights for ANC. Transit cargo represents the passage of cargo on planes that stop for refueling. If the cargo is loaded (enplaned) or unloaded (deplaned) it is recorded separately. In 2017, transit cargo made up about **73 percent** of international cargo activity at ANC.

The total amount of cargo at ANC in any given month ranges from **200 to 400 million pounds** and cargo activity at ANC is seasonal, with a low typically in February each year. Cargo includes both freight and mail, however most international cargo at ANC is freight with relatively little mail.



Source: AIAS Certified Activity Reports 2018

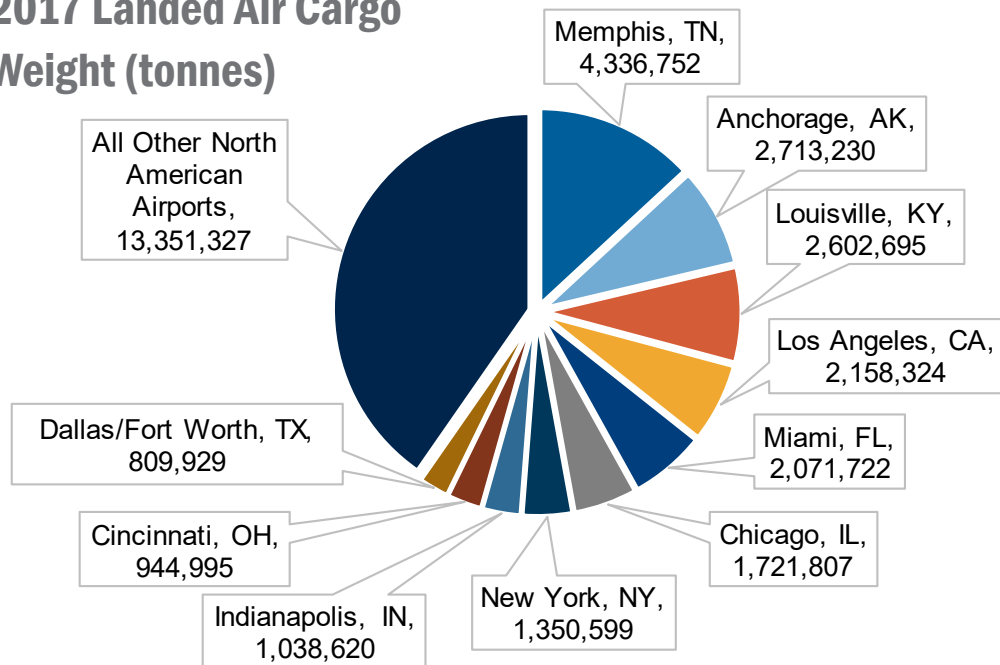
ANC: Cargo Gateway to Asia

ANC serves as a hub for cargo movement between Asia and the Americas. Alaska's geographic position and the limited fuel range of jets are the driving factors behind the high level of cargo activity at ANC. Jet refueling and the handling of transit cargo generate jobs and revenue for the state.

For comparison, U.S. airports with similar levels of landed weight include Memphis International, Louisville International, Chicago O'Hare International, and Miami International Airports.



2017 Landed Air Cargo Weight (tonnes)



Source: Federal Aviation Administration 2018

The preparation of this document was supported in part with financial assistance through the Airport Improvement Program from the Federal Aviation Administration (AIP Grant Number 3-02-0000-023-2017) as provided under Title 49 USC § 47104. The contents do not necessarily reflect the official views or policy of the FAA. Acceptance of this report by the FAA does not in any way constitute a commitment on the part of the United States to participate in any development depicted therein, nor does it indicate that the proposed development is environmentally acceptable in accordance with appropriate public laws.

Acknowledgements

Prepared for ADOT&PF, Division of Statewide Aviation, by Northern Economics, Inc.

Data sources: Federal Aviation Administration, the Bureau of Transportation Statistics, Alaska Department of Labor and Workforce Development, U.S. Census Bureau, and an extensive survey effort of airport managers and airport leaseholders.

Photo credits: Mahear Aboueid, Dave Krause

Prepared for:

**Alaska Department
of Transportation
and Public Facilities**



With a grant from:

**Federal Aviation
Administration**



Prepared as part of Phase II of the

ALASKA
AVIATION SYSTEM PLAN